

HOW TO WEAR A GOWN




Sioux Lookout
First Nations
Health Authority

**CORONAVIRUS
COVID-19**


TO PUT ON:



1
WASH HANDS WITH SOAP & WATER FOR 20 SECONDS OR USE HAND SANITIZER.

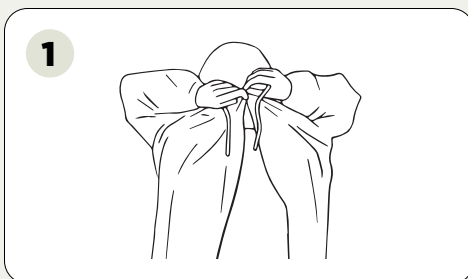


2
FULLY COVER TORSO FROM NECK TO KNEES, ARMS TO END OF WRISTS, AND WRAP AROUND THE BACK.



3
FASTEN THE GOWN BEHIND THE NECK AND AROUND THE WAIST.


TO TAKE OFF:



1
UNFASTEN THE GOWN FROM AROUND THE WAIST AND BACK OF THE NECK.



2
ALWAYS AVOID TOUCHING THE FRONT OF THE GOWN.



3
THROW IN A LINED GARBAGE WITH A LID IF NOT REUSABLE



4
WASH HANDS WITH SOAP & WATER FOR 20 SECONDS OR USE HAND SANITIZER.



5
REUSABLE GOWNS CAN BE WASHED IN THE LAUNDRY ON THE HOT WATER SETTING.

HOW TO WEAR A GOWN




Sioux Lookout
First Nations
Health Authority

**CORONAVIRUS
COVID-19**

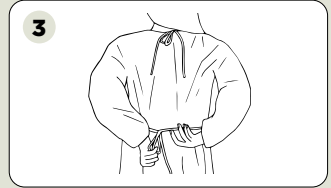
TO PUT ON:



WASH HANDS WITH SOAP & WATER FOR 20 SECONDS OR USE HAND SANITIZER.

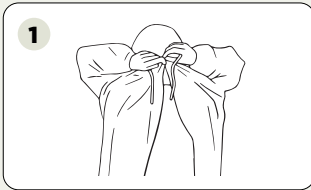


FULLY COVER TORSO FROM NECK TO KNEES, ARMS TO END OF WRISTS, AND WRAP AROUND THE BACK.



FASTEN THE GOWN BEHIND THE NECK AND AROUND THE WAIST.


TO TAKE OFF:



UNFASTEN THE GOWN FROM AROUND THE WAIST AND BACK OF THE NECK.



ALWAYS AVOID TOUCHING THE FRONT OF THE GOWN.



THROW IN A LINED GARBAGE WITH A LID IF NOT REUSABLE



WASH HANDS WITH SOAP & WATER FOR 20 SECONDS OR USE HAND SANITIZER.



REUSABLE GOWNS CAN BE WASHED IN THE LAUNDRY ON THE HOT WATER SETTING.