



HOW TO WEAR EYE PROTECTION

TO PUT ON:



1
WASH HANDS WITH SOAP & WATER FOR 20 SECONDS OR USE HAND SANITIZER.




2
PUT ON EYE PROTECTION.

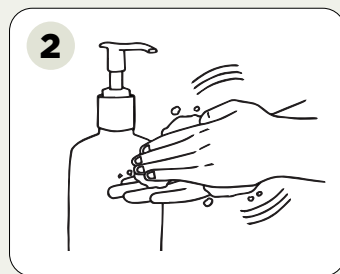


3
ADJUST TO FIT (FACE SHIELDS SHOULD FIT OVER BROW).

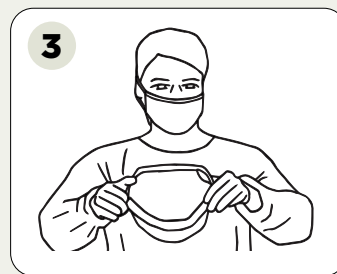
WHILE ON:



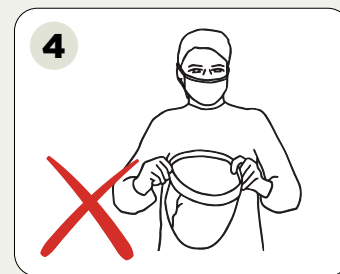
1
AVOID TOUCHING THE GOGGLES OR FACE SHIELD WHILE USING IT.



2
IF YOU DO, WASH HANDS WITH SOAP & WATER FOR 20 SECONDS OR USE HAND SANITIZER.

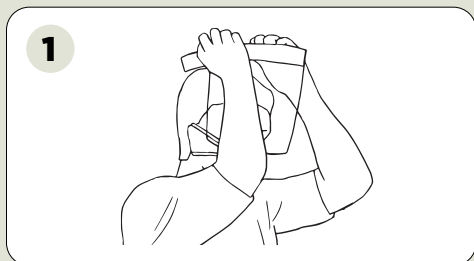


3
REPLACE WHEN DIRTY.




4
DO NOT RE-USE IF SOILED OR DAMAGED.

TO TAKE OFF:



1
REMOVE BY HANDLING EAR LOOPS, SIDES OR BACK ONLY.



2
THROW IN A LINED GARBAGE WITH A LID.



3
WASH HANDS WITH SOAP & WATER FOR 20 SECONDS OR USE HAND SANITIZER.

HOW TO WEAR EYE PROTECTION



Sioux Lookout
First Nations
Health Authority

**CORONAVIRUS
COVID-19**

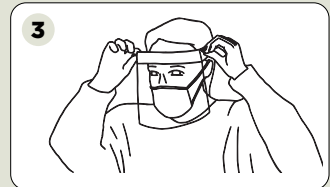
TO PUT ON:



1
WASH HANDS WITH SOAP & WATER FOR 20 SECONDS OR USE HAND SANITIZER.




2
PUT ON EYE PROTECTION.

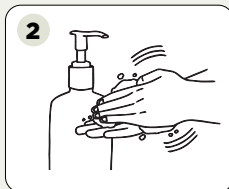


3
ADJUST TO FIT (FACE SHIELDS SHOULD FIT OVER BROW).

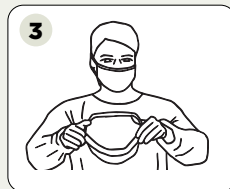
WHILE ON:



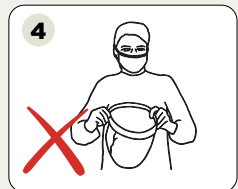
1
AVOID TOUCHING THE GOGGLES OR FACE SHIELD WHILE USING IT.



2
IF YOU DO, WASH HANDS WITH SOAP & WATER FOR 20 SECONDS OR USE HAND SANITIZER.

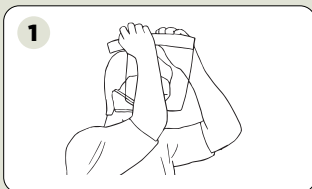


3
REPLACE WHEN DIRTY.

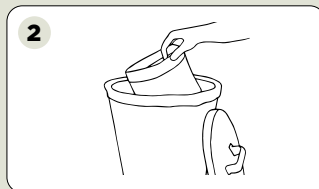


4
DO NOT RE-USE IF SOILED OR DAMAGED.

TO TAKE OFF:



1
REMOVE BY HANDLING EAR LOOPS, SIDES OR BACK ONLY.



2
THROW IN A LINED GARBAGE WITH A LID.



3
WASH HANDS WITH SOAP & WATER FOR 20 SECONDS OR USE HAND SANITIZER.